弹簧式PCB接线端子
PCB SPRING TERMINAL BLOCK

ISO14001 ISO45001 ISO9001 ISO80079-34 ISO/TS 22163



Pitch:5.0mm

235B-5.0

UL/CUL 技术参数
UL/CUL Technical Data

等级	Use Group	B	C	D
额定电压	Rated Voltage [V]	300	-	300
额定电流	Rated Current [A]	5	-	5
接线范围 Wire Range	单芯线 Solid [AWG]	22~18		
	多芯线 Stranded [AWG]	22~18		
耐电压	Dielectric Voltage-Withstand	1.6KV		

IEC 技术参数
IEC Technical Data

过电压类别	Overvoltage Category	Ⅲ	Ⅲ	Ⅱ
污染等级	Contamination Class	3	2	2
额定电压	Rated Voltage [V]	250	320	630
额定电流	Rated Current [A]	17.5	17.5	17.5
额定冲击电压	Impulse withstand voltage [KV]	4	4	4
导线截面积 Conductor cross section	硬质导线 Solid[mm²]	0.5~1.5		
	柔性导线 Flexible[mm²]	0.75~1.5		

材料 Material

绝缘材料	Insulation Material	PA66
阻燃等级	Flame retardant rating	UL94V-0
导体材料	Conductor Material	Copper alloy
导体表面镀层	Plating of conductor surface	Sn plated

一般参数 Other Data

间距/极数	Pitch/Poles [mm]/[P]	5.0/1~30
剥线长度	Stripping Length [mm]	9~10
螺丝/扭矩	Screw/Torque(Max)[N.m]	/
工作温度	Operating temperature[℃]	-40~+105
焊锡温度	Soldering temperature	260℃/5S
引针尺寸	Pin dimensions [mm]	0.8*0.4
PCB板孔径	PCB Hole Diameter [mm]	∅1.2

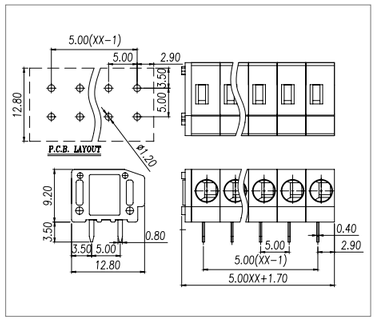

Pitch:3.81mm

236-3.81

UL/CUL 技术参数
UL/CUL Technical Data

等级	Use Group	B	C	D
额定电压	Rated Voltage [V]	300	-	300
额定电流	Rated Current [A]	10	-	10
接线范围 Wire Range	单芯线 Solid [AWG]	20~16		
	多芯线 Stranded [AWG]	20~16		
耐电压	Dielectric Voltage-Withstand	1.6KV		

IEC 技术参数
IEC Technical Data

过电压类别	Overvoltage Category	Ⅲ	Ⅲ	Ⅱ
污染等级	Contamination Class	3	2	2
额定电压	Rated Voltage [V]	250	320	630
额定电流	Rated Current [A]	10	10	10
额定冲击电压	Impulse withstand voltage [KV]	4	4	4
导线截面积 Conductor cross section	硬质导线 Solid[mm²]	0.5~1.5		
	柔性导线 Flexible[mm²]	0.5~1.5		

材料 Material

绝缘材料	Insulation Material	PA66
阻燃等级	Flame retardant rating	UL94V-0
导体材料	Conductor Material	Copper alloy
导体表面镀层	Plating of conductor surface	Sn plated

一般参数 Other Data

间距/极数	Pitch/Poles [mm]/[P]	3.81/1~24
剥线长度	Stripping Length [mm]	8~9
螺丝/扭矩	Screw/Torque(Max)[N.m]	/
工作温度	Operating temperature[℃]	-40~+105
焊锡温度	Soldering temperature	260℃/5S
引针尺寸	Pin dimensions [mm]	0.8*0.5
PCB板孔径	PCB Hole Diameter [mm]	∅1.1

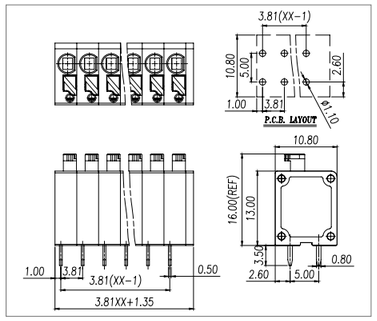



Pitch:5.0mm

236-5.0

UL/CUL 技术参数
UL/CUL Technical Data

等级	Use Group	B	C	D
额定电压	Rated Voltage [V]	300	-	300
额定电流	Rated Current [A]	10	-	10
接线范围 Wire Range	单芯线 Solid [AWG]	20~16		
	多芯线 Stranded [AWG]	20~16		
耐电压	Dielectric Voltage-Withstand	1.6KV		

IEC 技术参数
IEC Technical Data

过电压类别	Overvoltage Category	Ⅲ	Ⅲ	Ⅱ
污染等级	Contamination Class	3	2	2
额定电压	Rated Voltage [V]	320	320	630
额定电流	Rated Current [A]	10	10	10
额定冲击电压	Impulse withstand voltage [KV]	4	4	4
导线截面积 Conductor cross section	硬质导线 Solid[mm²]	0.5~1.5		
	柔性导线 Flexible[mm²]	0.5~1.5		

材料 Material

绝缘材料	Insulation Material	PA66
阻燃等级	Flame retardant rating	UL94V-0
导体材料	Conductor Material	Copper alloy
导体表面镀层	Plating of conductor surface	Sn plated

一般参数 Other Data

间距/极数	Pitch/Poles [mm]/[P]	5.0/1~24
剥线长度	Stripping Length [mm]	8~9
螺丝/扭矩	Screw/Torque(Max)[N.m]	/
工作温度	Operating temperature[℃]	-40~+105
焊锡温度	Soldering temperature	260℃/5S
引针尺寸	Pin dimensions [mm]	0.8*0.5
PCB板孔径	PCB Hole Diameter [mm]	∅1.1

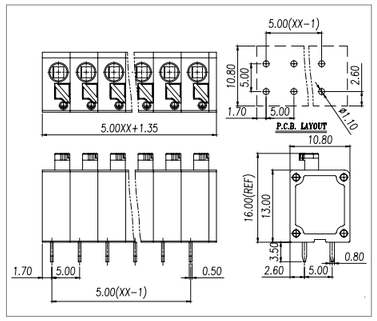

Pitch:7.5mm

236-7.5

UL/CUL 技术参数
UL/CUL Technical Data

等级	Use Group	B	C	D
额定电压	Rated Voltage [V]	300	-	300
额定电流	Rated Current [A]	10	-	10
接线范围 Wire Range	单芯线 Solid [AWG]	20~16		
	多芯线 Stranded [AWG]	20~16		
耐电压	Dielectric Voltage-Withstand	1.6KV		

IEC 技术参数
IEC Technical Data

过电压类别	Overvoltage Category	Ⅲ	Ⅲ	Ⅱ
污染等级	Contamination Class	3	2	2
额定电压	Rated Voltage [V]	320	320	630
额定电流	Rated Current [A]	10	10	10
额定冲击电压	Impulse withstand voltage [KV]	4	4	4
导线截面积 Conductor cross section	硬质导线 Solid[mm²]	0.5~1.5		
	柔性导线 Flexible[mm²]	0.5~1.5		

材料 Material

绝缘材料	Insulation Material	PA66
阻燃等级	Flame retardant rating	UL94V-0
导体材料	Conductor Material	Copper alloy
导体表面镀层	Plating of conductor surface	Sn plated

一般参数 Other Data

间距/极数	Pitch/Poles [mm]/[P]	7.5/1~24
剥线长度	Stripping Length [mm]	8~9
螺丝/扭矩	Screw/Torque(Max)[N.m]	/
工作温度	Operating temperature[℃]	-40~+105
焊锡温度	Soldering temperature	260℃/5S
引针尺寸	Pin dimensions [mm]	0.8*0.5
PCB板孔径	PCB Hole Diameter [mm]	∅1.1

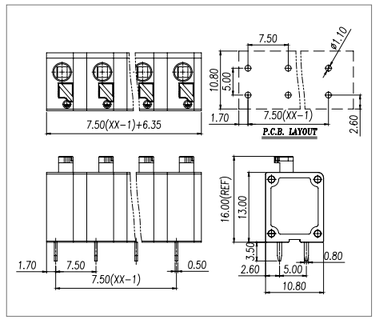



Pitch:5.0mm

237-5.0

UL/CUL 技术参数
UL/CUL Technical Data

等级	Use Group	B	C	D
额定电压	Rated Voltage [V]	300	-	300
额定电流	Rated Current [A]	12	-	10
接线范围 Wire Range	单芯线 Solid [AWG]	20~12		
	多芯线 Stranded [AWG]	20~12		
耐电压	Dielectric Voltage-Withstand	1.6KV		

IEC 技术参数
IEC Technical Data

过电压类别	Overvoltage Category	Ⅲ	Ⅲ	Ⅱ
污染等级	Contamination Class	3	2	2
额定电压	Rated Voltage [V]	250	320	630
额定电流	Rated Current [A]	24	24	24
额定冲击电压	Impulse withstand voltage [KV]	4	4	4
导线截面积 Conductor cross section	硬质导线 Solid[mm²]	0.25~2.5		
	柔性导线 Flexible[mm²]	0.25~2.5		

材料 Material

绝缘材料	Insulation Material	PA66
阻燃等级	Flame retardant rating	UL94V-0
导体材料	Conductor Material	Copper alloy
导体表面镀层	Plating of conductor surface	Sn plated

一般参数 Other Data

间距/极数	Pitch/Poles [mm]/[P]	5.0/1~30
剥线长度	Stripping Length [mm]	10~11
螺丝/扭矩	Screw/Torque(Max)[N.m]	/
工作温度	Operating temperature[℃]	-40~+105
焊锡温度	Soldering temperature	260℃/5S
引针尺寸	Pin dimensions [mm]	0.8*0.6
PCB板孔径	PCB Hole Diameter [mm]	∅1.3

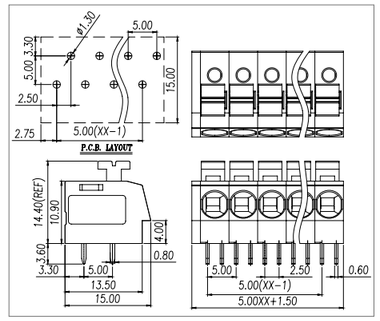



Pitch: 7.5/10.0mm

237-7.5/10.0

UL/CUL 技术参数
UL/CUL Technical Data

等级	Use Group	B	C	D
额定电压	Rated Voltage [V]	300	-	300
额定电流	Rated Current [A]	12	-	10
接线范围 Wire Range	单芯线 Solid [AWG]	20~12		
	多芯线 Stranded [AWG]	20~12		
耐电压	Dielectric Voltage-Withstand	1.6KV		

IEC 技术参数
IEC Technical Data

过电压类别	Overvoltage Category	Ⅲ	Ⅲ	Ⅱ
污染等级	Contamination Class	3	2	2
额定电压	Rated Voltage [V]	320	320	630
额定电流	Rated Current [A]	24	24	24
额定冲击电压	Impulse withstand voltage [KV]	4	4	4
导线截面积 Conductor cross section	硬质导线 Solid[mm²]	0.25~2.5		
	柔性导线 Flexible[mm²]	0.25~2.5		

材料 Material

绝缘材料	Insulation Material	PA66
阻燃等级	Flame retardant rating	UL94V-0
导体材料	Conductor Material	Copper alloy
导体表面镀层	Plating of conductor surface	Sn plated

一般参数 Other Data
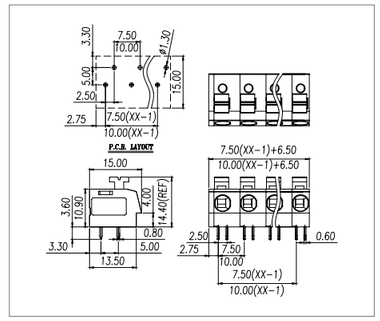
间距/极数	Pitch/Poles [mm]/[P]	7.5,10.0/2~18
剥线长度	Stripping Length [mm]	10~11
螺丝/扭矩	Screw/Torque(Max)[N.m]	/
工作温度	Operating temperature[℃]	-40~+105
焊锡温度	Soldering temperature	260℃/5S
引针尺寸	Pin dimensions [mm]	0.8*0.6
PCB板孔径	PCB Hole Diameter [mm]	∅1.3