
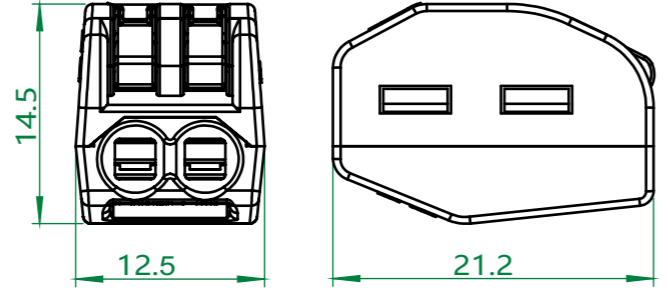

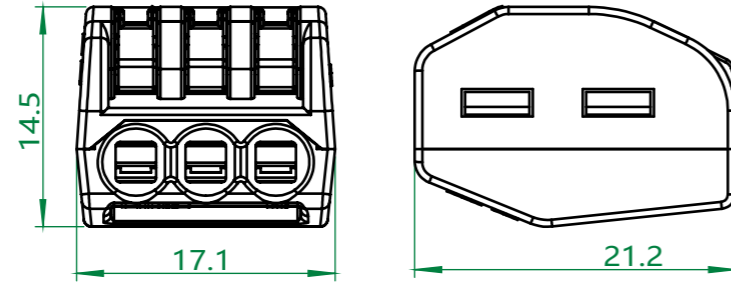

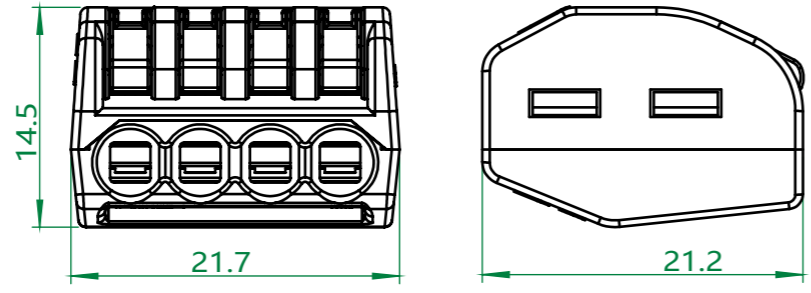

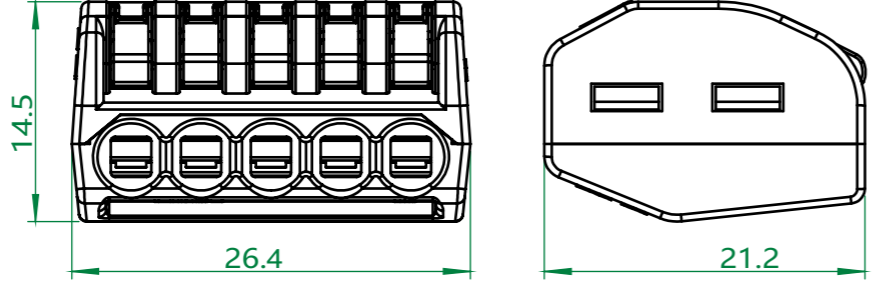








Shenzhen yulian technology co., LTD

PCT-2系列 Series

技术参数 Technical parameter

 <p>PCT-212</p>	
 <p>PCT-213</p>	
 <p>PCT-214</p>	
 <p>PCT-215</p>	

型号 Model	PCT-212	PCT-213	PCT-214	PCT-215
外形尺寸 Appearance Specification				
参考标准 Reference standard	IEC	IEC	IEC	IEC
额定电压 Rated voltage	250V	250V	250V	250V
额定电流 Rated current	32A	32A	32A	32A
导线线径 Wire diameter	0.5-4mm ²	0.5-4mm ²	0.5-4mm ²	0.5-4mm ²
耐电压 Voltage resistance	4kV	4kV	4kV	4kV
机械性能 Mechanical properties				
环境温度 Ambient temperature	-40°C~+105°C	-40°C~+105°C	-40°C~+105°C	-40°C~+105°C
剥线长度 Strip length	11-12mm	11-12mm	11-12mm	11-12mm
长×宽×高 L/W/H	21.2×12.5×14.5	21.2×17.1×14.5	21.2×21.7×14.5	21.2×26.4×14.5
极数 The number of poles	2P	3P	4P	5P
手柄颜色 Lever colour				
塑件 Plastic parts	PA6	PA6	PA6	PA6
弹片 Shrapnel	S301	S301	S301	S301
触点材料 Conductor material	T2	T2	T2	T2



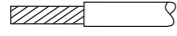

第一步 First Step
按标定长度剥去导线外皮。
strip the wire 11-12mm



第二步 Second Step
扳开操作手柄至直立状，在相应的进线口插入导线。
Dismantle the orange operation handle straight and plug the wire into the hole.



第三步 Third Step
插入导线，反向平推操作手柄恢复初始状态，导线即可接好。
Push the lever horizontally to clip the wire for brake

0.4~2.5mm²  软线
0.5~4mm²  硬线
250V/4kV/32A

